



Smart Valve Positioner TS800 Series

- Quick and easy auto calibration
- Large flow pilot valve (Over than 100LPM)
- HART communication (HART 7)
- Partial stroke test (PST) function
- Alarm & Self diagnostic function

Smart Valve Positioner TS800 Series

Discription

TS800 Smart Valve Positioner controls the valve stroke in response to an input signal of 4-20mA from the control panel, DCS, or calibrator.



TS800 Standard type



TS800 with Limit switch type

Features

- + Quick and easy auto calibration
- + Large flow pilot valve (Over than 100LPM)
- + By-pass valve (A/M switch) installed
- + HART communication (HART 7)
- + Limit switch (Mechanical or Proximity type)
- + Partial stroke test (PST) function
- + Alarm function
- + Self dignostic

TS820 (Remote type)



Interface structure



- | | |
|-----------------------------|----------------------------------|
| 1. LCD | 6. Position transmitter (Option) |
| 2. Button (4) | - 2Wire |
| 3. Alarm modules | - 4~20mA DC feedback signal |
| 4. Input signal (4~20mA DC) | 7. Limit switch (Option) |
| 5. Ground | - Mechanical type |
| | - Proximity type |

Smart Valve Positioner

TS800 Series

Specifications

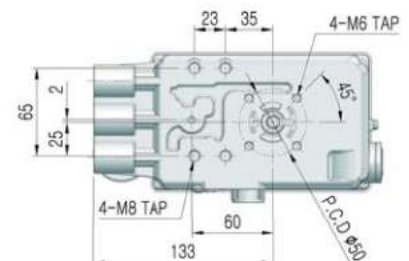
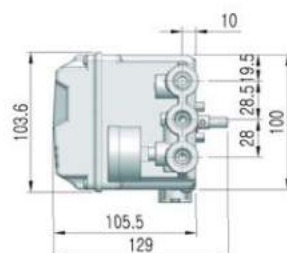
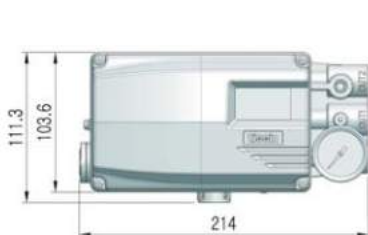
Model	TS800L	TS800R
Input signal	4~20mA DC	
Impedance	500Ω at 20mA DC	
Supply pressure	0.14~0.7MPa	
Stroke	10~150mm	0~90°
Air connection	PT1/4, NPT1/4	
Gauge connection	PT1/8, NPT1/8	
Conduit	G(PF)1/2, NPT1/2	
Explosion proof type	Ex ia IIC T5/T6	
Enclosure	IP66	
Ambient Temp.	Standard type	-30°C~85°C
	Low temp type	-40°C~85°C
	Explosion proof	-40°C~60°C(T5) / -40°C~40°C(T6)
	LCD operating	-30°C~85°C
Linearity	±0.5% F.S.	
Sensitivity	±0.2% F.S.	
Hysteresis	±0.5% F.S.	
Repeatability	±0.3% F.S.	
Air consumption	Below 2.3LPM (Sup=0.14MPa)	
Required air quality	Class 3 (ISO 8573-1)	
Flow capacity	Over 100LPM (Sup=0.14MPa)	
Material	Aluminum die cast	
Weight	2.2kg	
HART version*	HART 7	
Position transmitter*	Connection type	2 Wire
	Supply voltage	10~30V DC
Limit switch rating*	Mechanical type	AC 125V, 3A DC30V, 2A
	Proximity type	DC8.2V 8.2A

* Options

Product number

Model	TS800							
Standard type	TS800							
Remote type	TS820							
Acting type	Linear type	L						
	Rotary type	R						
Explosion proof type	Non-explosion proof	N						
	Ex ia IIC T5/T6	A						
Connection	Conduit entry	Air connection	G1/2	PT1/4	1			
			G1/2	NPT1/4	2			
	NPT1/2	NPT1/4	3					
	M20	NPT1/4	4					
Lever (Linear type)	10 ~ 80mm				1			
	70 ~ 150mm				2			
	Adapter type(70mm)				3			
Lever (Rotary type)	M6 x 34L				1			
	NAMUR				5			
Ambient Temp.	-30°C~85°C						S	
	-40°C~85°C						L	
Communication	None							0
	4~20mA Position transmitter							1
	HART							2
	HART with 4~20mA Position transmitter							3
Limit switch (For TS800)	None							0
	Mechanical type							M
	Proximity type							P
Cable length (For TS820)	5m							1
	10m							2
	User define (Less than 20 meters)							x

Dimension [Unit:mm]





Solutions for control valve system

Tissin

티씬

201- 905, No 397, Seokchen-ro, Ojeong-gu,
Bucheon-si, Gyeonggi-do, Korea 14449

Tel : +82-1522-4460, Fax : +82-32-724-0602

www.tissinkorea.com



Version: TS800EN_4/2018

We reserve the right to make technical changes or modify
the contents of this document without prior notice.

Copyright © 2018 Tissin
All rights reserved.

Printed in Korea